



2518 SERIES

An unrivaled performer in the top-load field

2518 SERIES



An unrivaled performer in the top-load field

The 2518 Series is at the top of our line with ruggedness and automation throughout. It comes standard with a time-tested chain drive assembly, virtually maintenance-free vertical seal-less pump, and disc oil skimmer that can be automated for convenience in disposing of oil. Extra-easy access to the sump and removable debris screen set it apart from other top-loaders on the market.

Aqueous parts washers clean faster and better without using harmful solvents!

Cuda automatic parts washers provide a safe and efficient solution to cleaning parts because they don't use harmful cleaning solvents to clean. Our automatic parts washers also provide a time-saving, easy parts cleaning solution for your staff allowing them to simultaneously clean parts while performing other tasks.



1 Simple Controls

- Control panel has simple controls for oil skimmer, heater, turntable and wash-cycle operation, as well as, a low water shut-off indicator.

2 Vertical Seal-Less Pump

- Creates a positive flow and eliminates pump vibrations.
- Positioned for easy service when needed.

3 Customize and Accessorize


- Customize your parts washer to your specific needs, like this pneumatic power brush, so washing becomes the easiest part of the work day.

4 Detergents Engineered for Aqueous Parts Washers

- Cuda detergents contain advanced formulas engineered specifically for use in aqueous parts washers and their specialized needs. Our advanced formulas include an exclusive multi-metal corrosion inhibitor for rust-protection.

TECHNICAL DATA AND EQUIPMENT

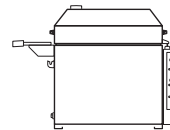
Top-Load Series Comparison



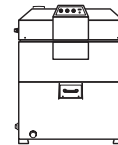
2412 SERIES



2216 SERIES



SJ SERIES



2518 SERIES

Features

- Vertical / Seal-less Pump: 3 HP / 50 GPM / 45 PSI
- 500 Lbs. Load Capacity, determined with even weight distribution
- 50 Gal. Sump Capacity
- 6 kW Heater
- Automatic Oil Skimmer
- Low Water Shutdown
- Machine: 51"L x 40"W x 50"H
- Shipping: 66"L x 57"W x 59"H

Technical data

Model	Part No.	Working Height	Turntable Diameter	Volt/PH	Total Amps	Ship Wt (lbs)
Standard Models						
2518	1.043-565.0	18"	25"	230/1	38	869
2518	1.043-564.0	18"	25"	208/1	42	869
2518	1.043-567.0	18"	25"	230/3	23	869
2518	1.043-566.0	18"	25"	208/3	25	869
2518	1.043-568.0	18"	25"	460/3	11	869
2518	1.043-569.0	18"	25"	575/3	9	869
Stainless Steel Models						
2518	1.043-571.0	18"	25"	230/1	38	869
2518	1.043-570.0	18"	25"	208/1	42	869
2518	1.043-573.0	18"	25"	230/3	23	869
2518	1.043-572.0	18"	25"	208/3	25	869
2518	1.043-574.0	18"	25"	460/3	11	869
2518	1.043-575.0	18"	25"	575/3	9	869

NOTE: All stainless steel models come with standard cast pump. All wetted surfaces are stainless steel.

Standard Accessories

Part No.	Description
8.725-260.0	Preferred Options Package - Contains Parts Basket, Containment Ring, Oil Container

Optional Accessories

Part No.	Description	Part No.	Description
8.725-261.0	Automatic Water Fill	8.642-890.0	25" Containment Ring, Stainless Steel
8.731-256.0	25" Containment Ring	8.915-316.0	60 Mesh Insert for Debris Screen Tray
8.725-246.0	Deluxe Kit: Detail and Power Brush	8.725-267.0	Heater Timer, 24 hour 7 day
8.725-252.0	Detail Brush with Pump	8.725-268.0	Heater & Skimmer Timer, 24 hour 7 day
8.642-699.0	Pneumatic Power Brush	9.802-283.0	Hour Meter
8.924-172.0	Oil Drain Container	8.731-254.0	Light Duty Small Parts Basket (8" x 8" x 4")
8.725-253.0	Filtration	8.753-825.0	Light Duty Medium Parts Basket (16" x 12" x 6")
8.725-254.0	Filtration & Sump Sweep	8.723-214.0	Gray Spray Paint (cannot ship air)

Contact us for more information:

Cuda Cleaning Systems

PO Box 846, 600 21st St. SW
Watertown, SD 57201

For sales and technical support call:
844-394-4412 (toll free)

www.cdausa.com